

PARTNERS RELIEF &

ANNUAL REPORT 2021



ANNUAL REPORT

CREATIVE Jenn Tendero
Rachel Bruursema
Dave Ellem

DESIGN Amy Charbonneau

PHOTOS Scott Brindle
James Higgins
Field Staff

EDITORS

Jenn Tendero
Adrienne Coats
Karah Brink
Dave Ellem
Adrianna Manaugh
Joyce Hazlett



COVER

A warm clothes distribution in Cox's Bazar, Bangladesh. January 2022.

“How we spend our days is of course how we spend our lives. What we do with this hour and that one is what we are doing.”

Annie Dillard

Hello

Your trust is gold to us.

I say it over and over
because it's true.

When you donate, you give us your
money + trust.

Every time.

So I thought you might like to see
how we spend your money,
how we spend our days.

I hope, of course, this grows your trust in us.

Also, to be honest, I hope it blows your socks off:
the sheer breadth and variety of our work in

Afghanistan, Syria, Iraq, Bangladesh, Myanmar, Thailand.

Only 365 days to help thousands of kids in war zones.
This is how we've spent our days. Our year.

2021: This is what we were doing.

A handwritten signature in black ink, appearing to be the name 'Jenn', written over a horizontal line.

Jenn
Partners Headquarters
Ada, MI USA

9 COUNTRIES.
34 PROJECTS.
345,435
PEOPLE
ASSISTED.

Free, full lives for children affected by conflict and oppression.
THIS IS OUR VISION.

Ensuring children and communities affected by conflict and
oppression are safe, healthy, and have access to education.
THIS IS OUR MISSION.

We act by providing **emergency relief** during acute crisis
events and by working with communities of displaced families
to design **sustainable development** initiatives that transform
community wellbeing, improve health and education, and
provide a nurturing environment for children.
THESE ARE OUR METHODS.

THAILAND



WHERE WE WORKED IN 2021.

MYANMAR



BANGLADESH



AFGHANISTAN



SYRIA



YEMEN



IRAQ



EMERGENCY RELIEF.

If there is one aspect of our work that we seem to be known for, it is our ability to rapidly respond to a crisis event and to meet families and children in the worst seasons of their lives with emergency relief. We do this in two ways.

Firstly, we fill the gap between the beginning of an acute crisis and the arrival of relief from larger aid organizations.

Secondly, there are always displaced people who - for various reasons - do not receive aid even when the larger aid organizations eventually come. They are at the end of the line. We are there for them also.

We are able to do both of these because we have autonomy, we are nimble, and we know our lane.



“The COVID-19 situation was serious in the IDP camp. We did not have the money to buy nutritious food. We were very grateful that we received kind support. It is unforgettable.”

Labang Lu San, Kachin State, Myanmar



4,241

...people were given access to new deep-water wells and water filters.

11,840

...people were provided with some form of shelter, such as tarpaulins.

757,572

...kilograms of food were given to communities facing food shortages.

A photograph of two women in a workshop. The woman in the background is wearing a purple shirt and is operating a sewing machine. The woman in the foreground is wearing a red shirt and is also working with fabric. The room has white walls and wooden frames. There are pieces of fabric and a sewing machine on a wooden table.

2,838

...people received some form of training through Partners' development projects.

14,539

...children in school as a result of Partners' education projects.

43,558

...people accessed health care as a result of Partners' health projects.

SUSTAINABLE DEVELOPMENT.

Sustainable development in the midst of year two of a pandemic is...challenging. Development is a collaborative process involving site visits, meetings, and other face-to-face interactions not always possible in 2021.

Active fighting in Myanmar also put some projects on hold, as families were forced to flee from their villages and emergency relief took precedence over sustainable development in these areas. Where they could, our local staff and partners did an exceptional job of keeping these projects running.



“When ISIS came, our school was broken; there was no electricity, no windows, no doors. But now our school has been built, lights and everything have been fixed.”

Deyar, Iraq

FINANCIALS.

In another year of great uncertainty, one thing was absolutely clear: your generosity knows no bounds. This is how we stewarded all that you entrusted to us in 2021.

\$5,486,583

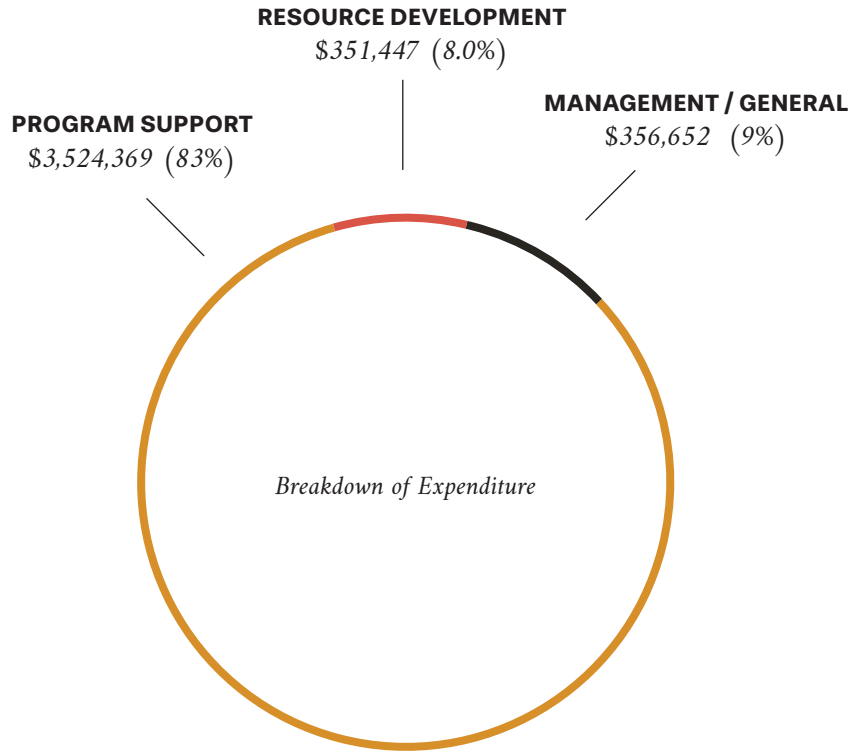
Total income.

\$4,232,468

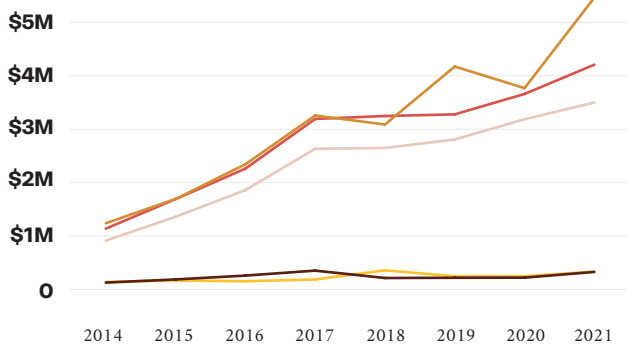
Total expenditure.

\$0.06

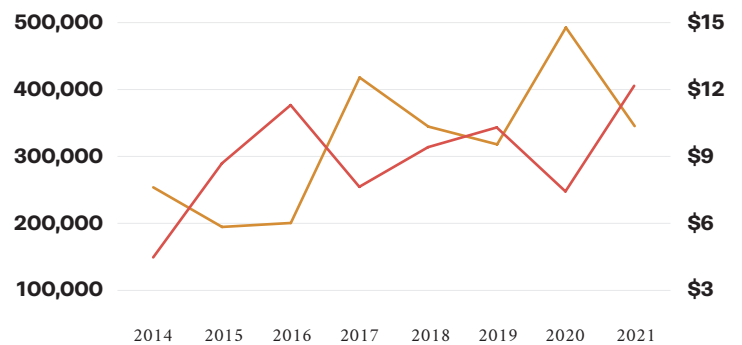
Cost to raise one dollar.



Income and Expenditure Trends



People Assisted vs Cost Per Person Helped Trends



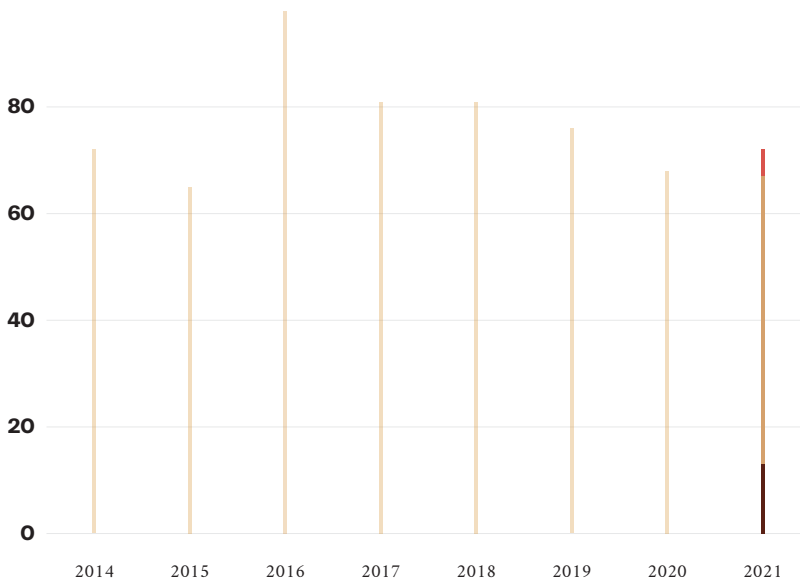
+45.4% Total Income
+15% Total Expenditure
+10.0% Program Support
+59.7% Resource Development
+42.4% Management / General

-30.2% People Helped
+64.9% Cost Per Person

OUR TEAM.

Creative, empathetic, soulful people who don't think kids should suffer because the adults are fighting, our team members are experts in their field and united in a common mission.

*Due to a change in the way we categorize our team, a direct comparison is only available for total number of staff across each year.



5
Affiliate staff.

54
Employees.

13
Interns/volunteers

*Staff Trends**

DEVELOPMENT

